






STYLE	TYPE	PART NUMBER	Outer Dimension	Inner Dimension	Length	Unit Price (EA)
<b>RAILS</b>		MSI-R-200-100-600	2.00"	1.00"	60"	\$63.00
		MSI-R-200-125-600	2.00"	1.25"	60"	\$63.00
<b>Straight Round MSI-R</b>		MSI-R-300-100-600	3.00"	1.00"	60"	\$79.00
		MSI-R-300-125-600	3.00"	1.25"	60"	\$79.00
		MSI-R-300-150-600	3.00"	1.50"	60"	\$79.00
		MSI-R-350-125-600	3.50"	1.25"	60"	\$84.00
		MSI-R-350-138-600	3.50"	1.38"	60"	\$84.00
		MSI-R-350-150-600	3.50"	1.50"	60"	\$84.00
		MSI-R-350-200-600	3.50"	2.00"	60"	\$89.00
		MSI-R-350-250-600	3.50"	2.50"	60"	\$89.00
		<b>Straight Square MSI-SQ</b>		MSI-SQ-300-125-600	3.00"	1.25"
		MSI-SQ-300-150-600	3.00"	1.50"	60"	\$79.00
		MSI-SQ-350-125-600	3.50"	1.25"	60"	\$84.00
		MSI-SQ-350-150-600	3.50"	1.50"	60"	\$84.00
		MSI-SQ-350-175-600	3.50"	1.75"	60"	\$84.00
		MSI-SQ-350-200-600	3.50"	2.00"	60"	\$89.00
<b>C Rail MSI-CSQ</b>		MSI-CSQ-300-125-600	3.00"	1.25"	60"	\$79.00
		MSI-CSQ-300-150-600	3.00"	1.50"	60"	\$79.00
		MSI-CSQ-350-125-600	3.50"	1.25"	60"	\$84.00
		MSI-CSQ-350-150-600	3.50"	1.50"	60"	\$84.00
		MSI-CSQ-350-200-600	3.50"	2.00"	60"	\$89.00
<b>CORNERS</b>		MSI-ELR-300-100-900	3.00"	1.00"	9.125"	\$47.00
		MSI-ELR-300-125-900	3.00"	1.25"	9.125"	\$47.00
<b>Corner/ Elbow/ C-Square</b>		MSI-ELR-300-137-900	3.00"	1.37"	9.125"	\$47.00
		MSI-ELR-300-150-900	3.00"	1.50"	9.125"	\$47.00
		MSI-ELR-350-125-900	3.50"	1.25"	9.125"	\$47.00
		MSI-ELSQ-300-125-900	3.00"	1.25"	9.125"	\$47.00
		MSI-ELSQ-300-150-900	3.00"	1.50"	9.125"	\$47.00
		MSI-ELSQ-350-125-900	3.50"	1.25"	9.125"	\$47.00
		MSI-EL-CSQ-300-125-900	3.00"	1.25"	9.125"	\$47.00
		<b>END CAP</b>		<b>BAGGAGE CART CORNER</b>		<b>D RAIL</b>
MSI-CAP-R-300-125-700	MSI-BC-CORNER	\$68.00	MSI-D-200-100-600	\$58.00		
MSI-CAP-SQ-300-125-700			MSI-D-300-150-600	\$68.00		
3.00" X 1.25" X 7.00"			MSI-MTD-750-375-480	\$150.00		
Round or Square				All parts come with recessed holes & Metal Insert		
\$40.00						
<b>L SHAPED W/INSERT</b>		<b>LADDER CORNER KIT</b>		<b>PINCH POINT PROTECTOR</b>		
MSI-L-400-400-600	\$110	MSI-LD-LV4 KIT		MSI-550-125-2400		
MSI-L-400-600-600	\$115	3" X 5"		\$63.00		
<b>FLAT THRESHOLD</b>		W/Mounting Hardware				
MSI-TH-400-400-600	\$115	\$37.00		Round or Square		
All parts with ABS insert				ID, 5.5"x1.25"x24"		
MSI-ZIP	14"-15" /UV RESISTANT BAG OF 100		\$21.00			

**Available Colors:**

Safety Yellow

20% Upcharge for

Custom Colors

**FOB:** Seattle, WA

**Terms:** Net 30 or Visa/MasterCard

**Lead-Time:** Stock 24 hours or 1-2+ Weeks

**Send PO's to:** [sales@mantecservicesinc.com](mailto:sales@mantecservicesinc.com)

**Contact Us:**

[info@mantecservicesinc.com](mailto:info@mantecservicesinc.com)

4400 24th Ave W, Seattle, WA 98199

Hours: 5:00AM-3:30PM PST, M-F

**Note:** Due to inherent nature of foam, shrink will naturally occur up to 3% of overall length.

**Cotterman Ladder Kit**

**MSI-COTTKITA**

**\$191**

(2) X 3"x 1" x 19.66-75" R Rail, (1) X 3"x 1.25" x 24" CSQ Rail, (2) X 3"x 1" R Elbows L & R Modified with custom notch and pack of 15 Zip Ties. Yellow.



For Cotterman Ladder Model 1007R2630/1011R2632

**Belt Loader Kit**

**MSI-BL-KIT**

**\$352**

(2) MSI-BL-Side Rail 3.5" OD x 1.5" ID x 48" L (1) MSI-BL-End Cap Right 3.5" x 1.5" SQ (2) MSI-BL End Cap Left 3.5" x 1.5" SQ -total of 5 pieces



**Clyde Maintenance Stand Elbow**

**MSI-CLYDE-MS-EL**

**\$47**

3" OD x 1.25" ID Clyde Maintenance Stand Elbow W/Cutout



**Magnetic Bumpers**

<b>MSI-MAG-400-400-24</b>	<b>4.00" X 4.00 " X 24"</b>	<b>\$120.00</b>
<b>MSI-MAG-400-400-36</b>	<b>4.00" X 4.00 " X 36"</b>	<b>\$140.00</b>
<b>MSI-MAG-400-400-48</b>	<b>4.00" X 4.00 " X 48"</b>	<b>\$160.00</b>
<b>MSI-MAG-400-400-60</b>	<b>4.00" X 4.00 " X 60"</b>	<b>\$180.00</b>



**MANTEC BUMPERS IN ACTION!**



Call us today to get outfitted with the best bumpers in the business!

**\*206-285-5656\***